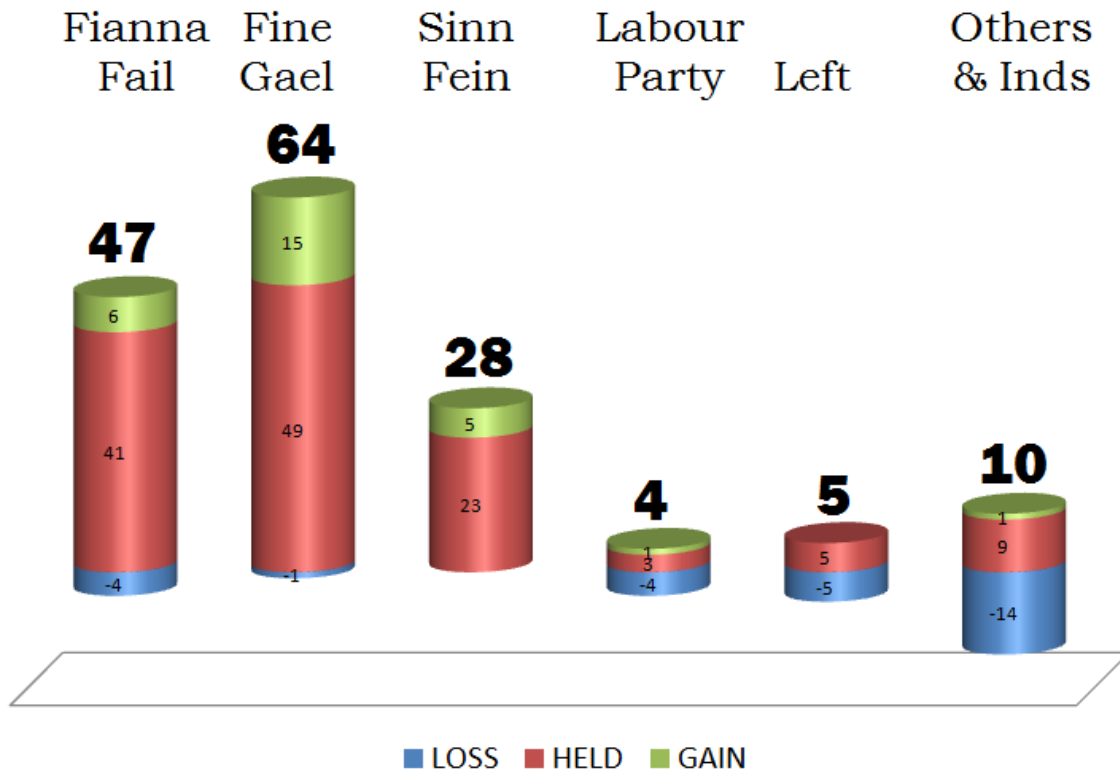


Tallyriffic Poll Analysis

Poll Average 21st January 2018

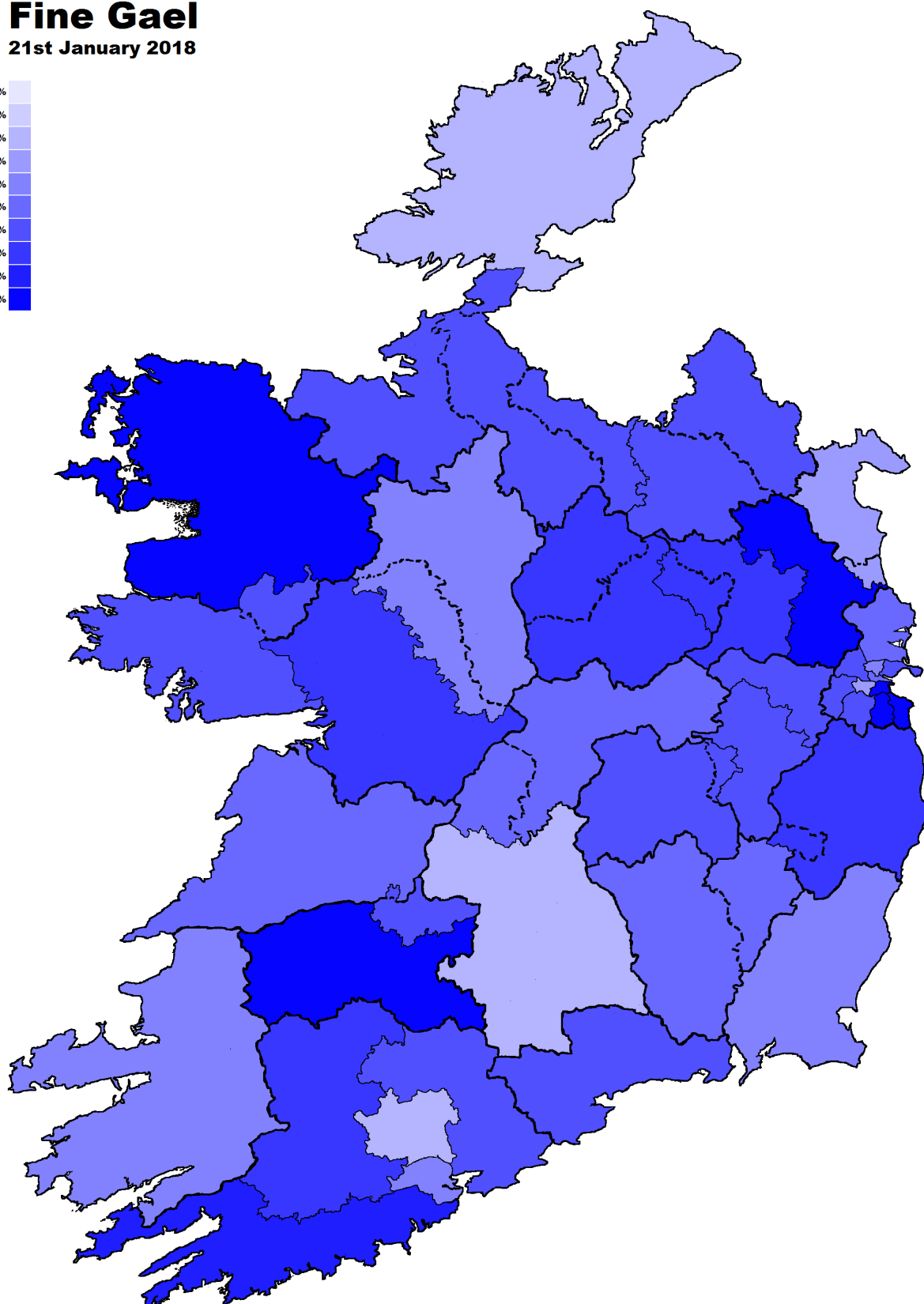
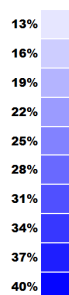
Party	Poll	Likely Seats	Adjusted
FF	26%	47	48
FG	33%	64	60
SF	17%	28	31
LAB	5%	4	6
Left	3%	5	4
Oths	16%	10	9

Poll Average 21st January 2018



Fine Gael

21st January 2018



Explanation of the Figures above

The first column contains the figures from the current poll.

The Second column is how many seats would be won for each each party based on a swing from the 2016 General Election (with regional polling being used weighted to the national poll average).

The third column is the result of the combination results in Column 2 “adjusted for luck” – essentially taking the total number of constituencies the party was last in, and also runner-up, and then “adjusting” the result based on an equal distribution of luck.

“Left” refers to the figures for Solidarity-People Before Profit and Independents For Change.

Regional Figures

	Dublin		Leinster		Munster		Connaught-Ulster	
Fianna Fail	17%	+2	29%	+1	32%	+6	28%	<i>nc</i>
Fine Gael	36%	+13	33%	+7	30%	+4	33%	+4
Labour	8%	-1	7%	<i>nc</i>	6%	-1	3%	<i>nc</i>
Sinn Fein	17%	+3	15%	<i>nc</i>	18%	+7	18%	+2
Others	22%	-17	16%	-8	14%	-16	18%	-7

Regional Figures are calculated by using regional sub-samples from the five opinion polls from which they are available, and then calibrating the national figures in those polls against the national figure in the current poll.

Adjusting for “luck”

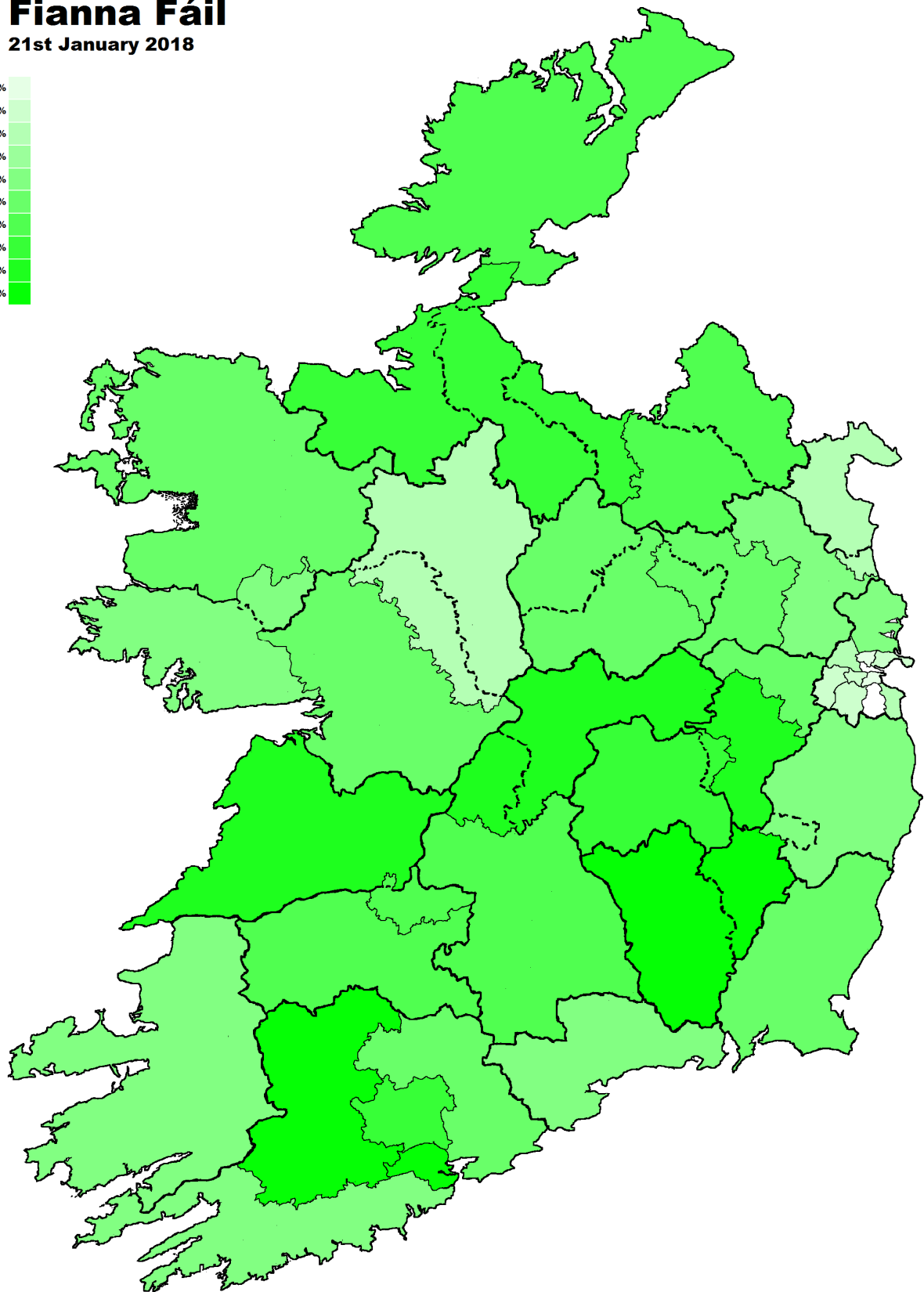
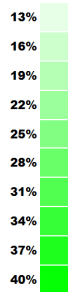
After all the constituency counts have been calculated, the number of constituencies where a party was last elected and where they were runner-up are totted up, and the overall figure is then adjusted to show the overall figure if there had been an equal distribution of “luck”.

GE2016 Swing

	FF	FG	LAB	SF	OTH
Total	47	64	4	28	15
Last	6	11	0	2	7
Runner-Up	9	3	4	7	3
	48	60	6	31	13

Fianna Fáil

21st January 2018



Poll “Bounce”

The five polls taken in the last week - taken as an average - before the General Election in February 2011 were slightly off . In 2016 both Fine Gael and Sinn Fein were over-estimated in the last five polls released on the final weekend of the campaign. The poll averages and the results are shown below :

2011	FF	FG	LAB	SF	Others
Poll Averages	15.6	38.2	18.8	11.2	16.2
GE Result	17.4	36.1	19.5	10	17
Difference	+1.8	-2.1	+0.7	-1.2	+0.8

2016	FF	FG	LAB	SF	Others
Poll Averages	21.2	28.8	6.2	16	27.8
GE Result	24.3	25.5	6.6	13.8	29.8
Difference	+3.1	-3.3	+0.4	-2.2	+2

In both 2011 and 2016, Fianna Fail support was under-estimated in the exit polls conducting during polling. The polls and the results are shown below :

2011	FF	FG	LAB	SF	Others
Exit Poll	15.1	36.1	20	10.1	18.7
GE Result	17.4	36.1	19.5	10	17
Difference	+2.3		-0.5	-0.1	-1.7

2016	FF	FG	LAB	SF	Others
Exit Polls	22	25.4	7.5	15.5	29.6
GE Result	24.3	25.5	6.6	13.8	29.8
Difference	+2.3	+0.1	-0.9	-1.7	-0.2

Caveat!!

The following figures are NOT predictions of what WILL happen.

They are merely calculations of what probably WOULD happen IF the likely regional swings based upon the Poll Figures being analysed above are applied equally to each constituency.

Email : tallyrifficmaps@hotmail.com

POSSIBLE GAINS

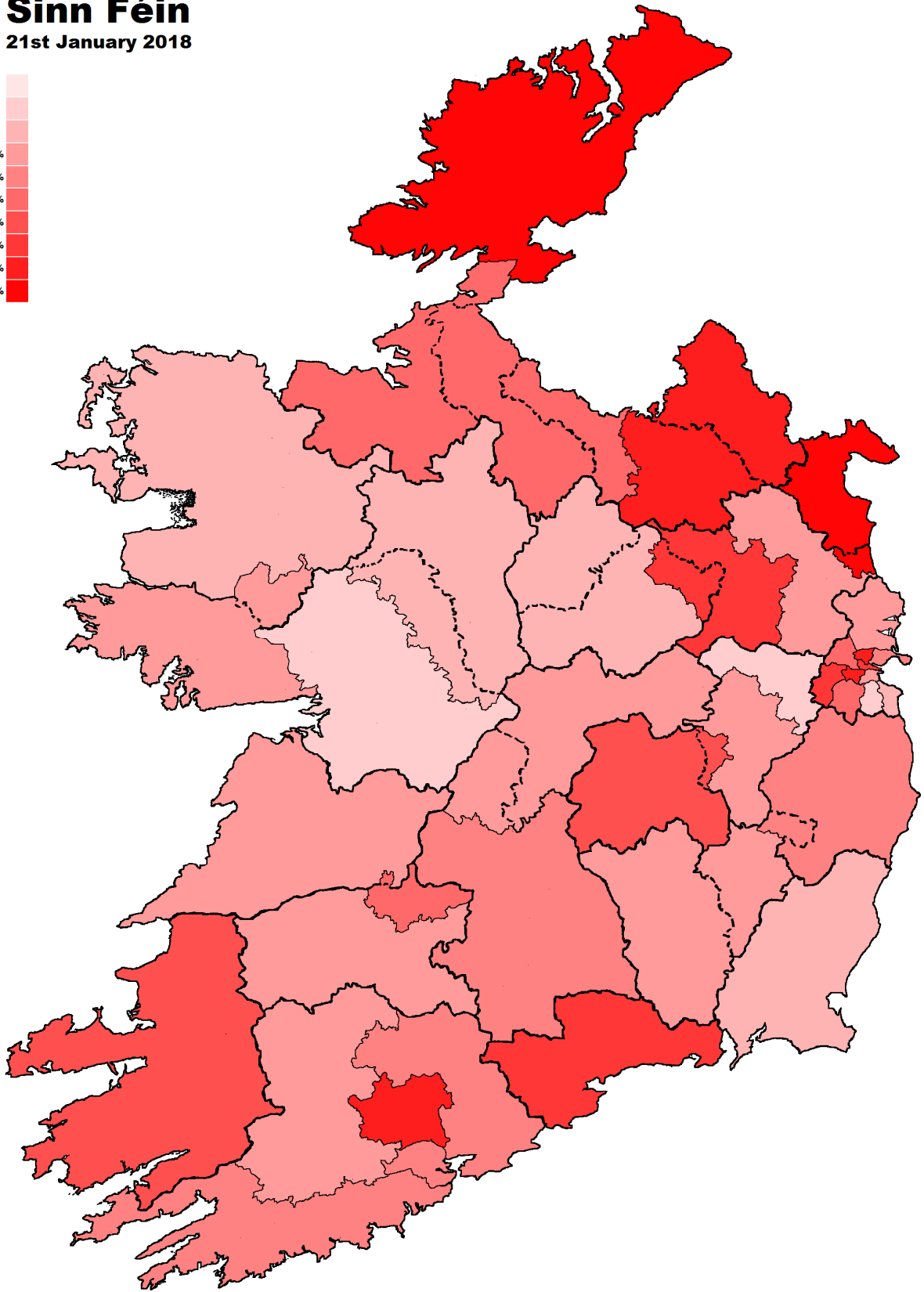
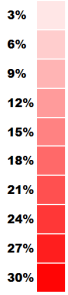
	27th Nov	7th Dec	2nd Jan	21st Jan
DUBLIN BAY NORTH	FF FG	FG	FG	FG
DUBLIN BAY SOUTH	LAB		SF	LAB
DUBLIN CENTRAL	FF			
DUBLIN FINGAL	FF FG	FF FG	FG	FG
DUBLIN MID WEST	FG	FG	FG	FG
DUBLIN NORTH WEST	FF			
DUBLIN RATHDOWN	FG	FG	FG	FG
DUBLIN SOUTH CENTRAL	FF	FF	FF	FF
DUBLIN SOUTH WEST	FG	FG	FG	FG
DUBLIN WEST	SF	SF	SF	SF
DUN LAOGHAIRE	FF	FF	FF	FF
CARLOW-KILKENNY				
KILDARE NORTH		FG	FG	FG
KILDARE SOUTH				
LAOIS				
LONGFORD WESTMEATH	SF	FG SF	FG	FG
LOUTH				
MEATH EAST	SF	SF		
MEATH WEST				
OFFALY				
WEXFORD	SF	SF	SF	
WICKLOW	OTH	OTH	OTH	OTH
CLARE	FF		FF	FF SF
CORK EAST		FG		
CORK NORTH CENTRAL		FF		FF
CORK NORTH WEST				
CORK SOUTH CENTRAL				
CORK SOUTH WEST			FG	FG
KERRY		FG	FG	FG
LIMERICK CITY	FG	FG	FG	FG
LIMERICK COUNTY	OTH			
TIPPERARY	FG SF	FG SF	FF FG SF	FF FGx2 SF
WATERFORD			FG	FG
CAVAN-MONAGHAN		FG	FG	FG
DONEGAL				SF
GALWAY EAST			FG	
GALWAY ROSCOMMON		FG	FG	FG
GALWAY WEST	FF	FF SF	FF SF	FF SF
MAYO				
SLIGO LEITRIM				FG

POSSIBLE LOSSES

	27th Nov	7th Dec	2nd Jan	21st Jan
DUBLIN BAY NORTH	LEFT OTH	LEFT	LEFT	LEFT
DUBLIN BAY SOUTH	OTH		OTH	OTH
DUBLIN CENTRAL	OTH			
DUBLIN FINGAL	LAB SF	LAB LEFT	LAB	LAB
DUBLIN MID WEST	LEFT OTH	LEFT	LEFT	LEFT
DUBLIN NORTH WEST	OTH			
DUBLIN RATHDOWN	OTH	OTH	OTH	OTH
DUBLIN SOUTH CENTRAL	LEFT	LEFT	LEFT	LEFT
DUBLIN SOUTH WEST	OTH	OTH	OTH	OTH
DUBLIN WEST	LEFT	LEFT	LEFT	LEFT
DUN LAOGHAIRE	FG	FG	FG	FG
CARLOW-KILKENNY				
KILDARE NORTH		FF	FF	FF
KILDARE SOUTH				
LAOIS				
LONGFORD WESTMEATH	LAB	LAB OTH	LAB	LAB
LOUTH				
MEATH EAST	FG	FG		
MEATH WEST				
OFFALY				
WEXFORD	LAB	LAB	LAB	
WICKLOW	FF	FF	FF	FF
CLARE	FG		OTH	FG OTH
CORK EAST		LAB		
CORK NORTH CENTRAL		LEFT		LEFT
CORK NORTH WEST				
CORK SOUTH CENTRAL				
CORK SOUTH WEST			OTH	OTH
KERRY		OTH	OTH	OTH
LIMERICK CITY	LAB	LAB	LAB	LAB
LIMERICK COUNTY	FG			
TIPPERARY	LAB OTH	LAB OTH	LAB OTH OTH	LAB OTH
WATERFORD			OTH	OTH
CAVAN-MONAGHAN		FF	FF	FF
DONEGAL				OTH
GALWAY EAST			OTH	
GALWAY ROSCOMMON		OTH	OTH	
GALWAY WEST	OTH	OTH OTH	OTH OTH	OTH OTH
MAYO				
SLIGO LEITRIM				FF

Sinn Féin

21st January 2018



WWW.FACEBOOK.COM/TALLYRIFFIC.MAPS