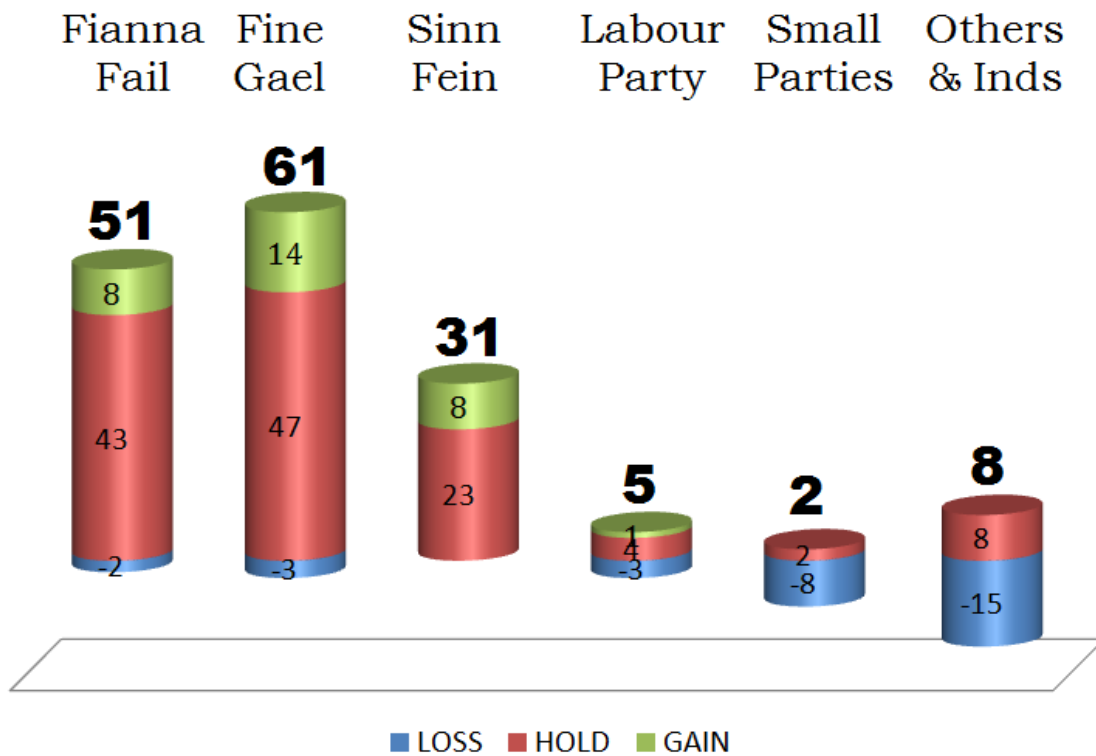


Tallyriffic Poll Analysis

Poll Average 18th March 2018

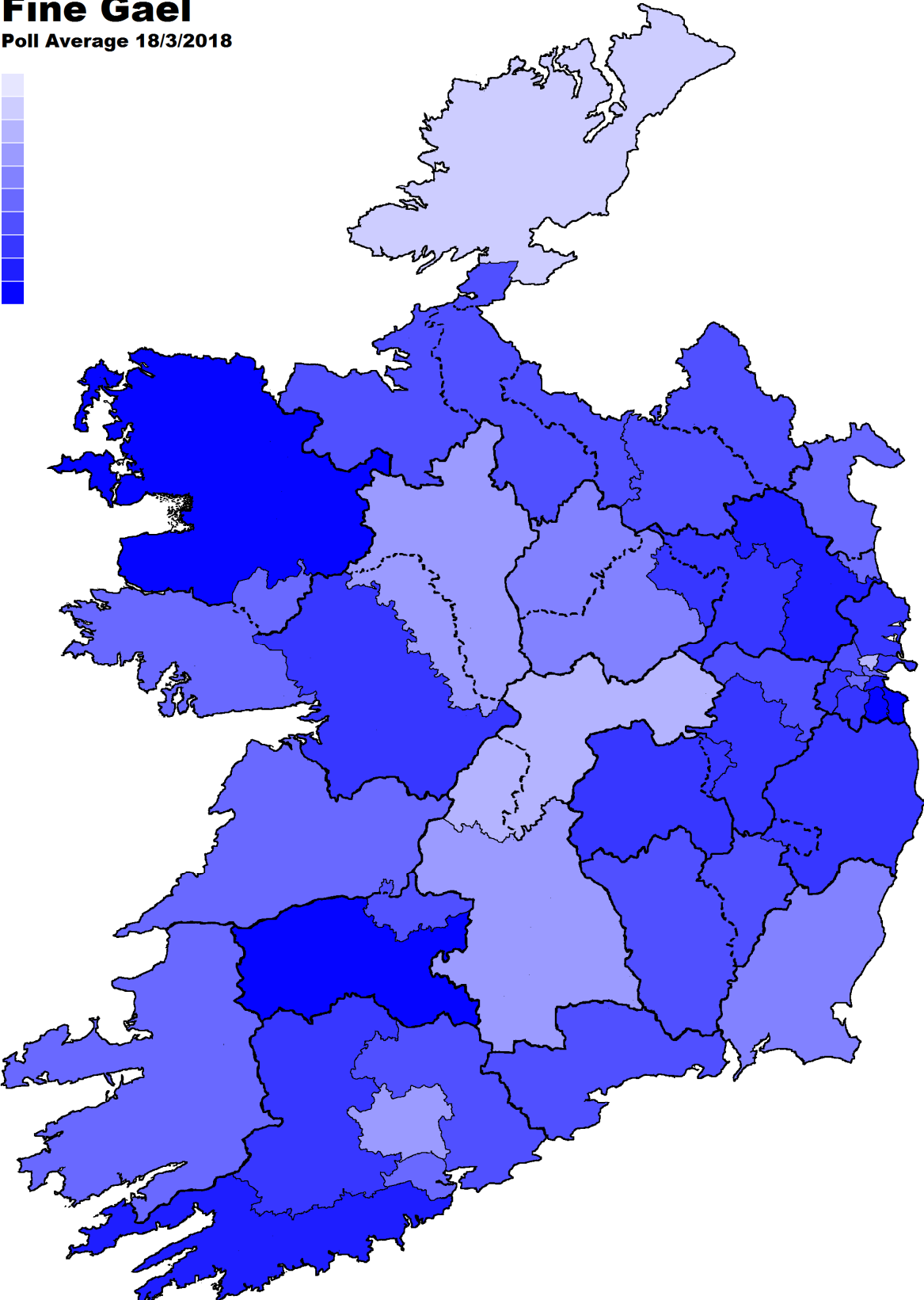
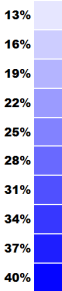
Party	Poll	Likely Seats	Adjusted
FG	33%	61	62
FF	27%	51	47
SF	18%	31	31
LAB	6%	5	5
Oth P	6%	2	3
Inds	10%	8	10

Poll Average 18th March 2018



Fine Gael

Poll Average 18/3/2018



Explanation of the Figures above

The first column contains the figures from the current poll.

The Second column is how many seats would be won for each each party based on a swing from the 2016 General Election (with regional polling being used weighted to the national poll average).

The third column is the result of the combination results in Column 2 “adjusted for luck” – essentially taking the total number of constituencies the party was last in, and also runner-up, and then “adjusting” the result based on an equal distribution of luck.

“Left” refers to the figures for Solidarity-People Before Profit and Independents For Change.

Regional Figures

	Dublin		Leinster		Munster		Connaught-Ulster	
Fianna Fail	20%	+5	28%	<i>nc</i>	31%	+5	30%	+2
Fine Gael	36%	+13	31%	+5	31%	+5	31%	+2
Labour	8%	-1	6%	-1	5%	-2	2%	-1
Sinn Fein	17%	+3	19%	+4	18%	+7	18%	+2
Others	19%	-20	16%	-8	15%	-15	19%	-6

Regional Figures are calculated by using regional sub-samples from the five opinion polls from which they are available, and then calibrating the national figures in those polls against the national figure in the current poll.

Adjusting for “luck”

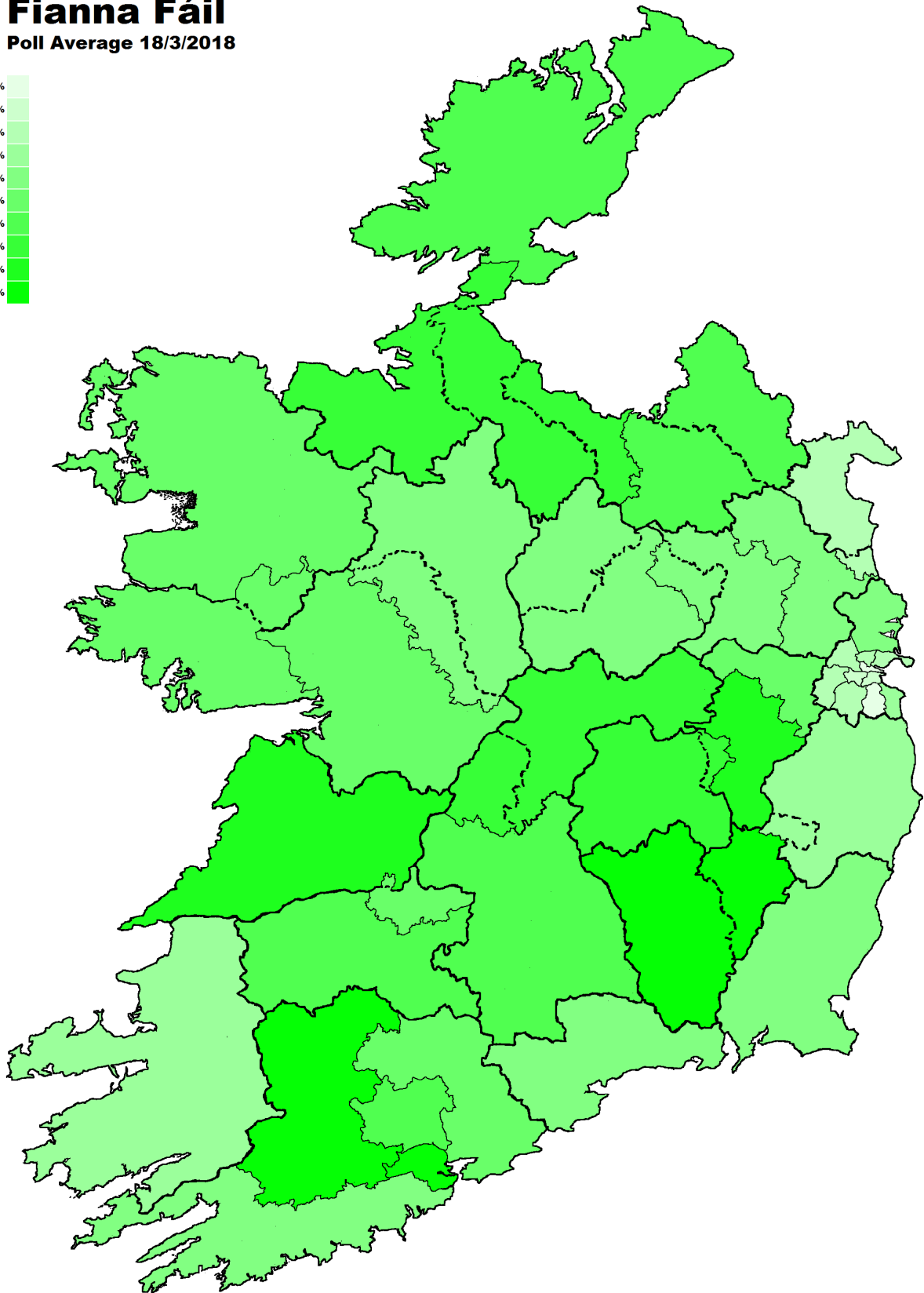
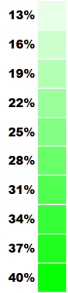
After all the constituency counts have been calculated, the number of constituencies where a party was last elected and where they were runner-up are totted up, and the overall figure is then adjusted to show the overall figure if there had been an equal distribution of “luck”.

GE2016 Swing

	FF	FG	LAB	SF	OTH
Total	51	61	5	31	10
Last	12	2	2	4	1
Runner-Up	4	5	2	4	6
	47	62	5	31	13

Fianna Fáil

Poll Average 18/3/2018



WWW.FACEBOOK.COM/TALLYRIFFIC.MAPS

Poll “Bounce”

The five polls taken in the last week - taken as an average - before the General Election in February 2011 were slightly off . In 2016 both Fine Gael and Sinn Fein were over-estimated in the last five polls released on the final weekend of the campaign. The poll averages and the results are shown below :

2011	FF	FG	LAB	SF	Others
Poll Averages	15.6	38.2	18.8	11.2	16.2
GE Result	17.4	36.1	19.5	10	17
Difference	+1.8	-2.1	+0.7	-1.2	+0.8

2016	FF	FG	LAB	SF	Others
Poll Averages	21.2	28.8	6.2	16	27.8
GE Result	24.3	25.5	6.6	13.8	29.8
Difference	+3.1	-3.3	+0.4	-2.2	+2

In both 2011 and 2016, Fianna Fail support was under-estimated in the exit polls conducting during polling. The polls and the results are shown below :

2011	FF	FG	LAB	SF	Others
Exit Poll	15.1	36.1	20	10.1	18.7
GE Result	17.4	36.1	19.5	10	17
Difference	+2.3		-0.5	-0.1	-1.7

2016	FF	FG	LAB	SF	Others
Exit Polls	22	25.4	7.5	15.5	29.6
GE Result	24.3	25.5	6.6	13.8	29.8
Difference	+2.3	+0.1	-0.9	-1.7	-0.2

Caveat!!

The following figures are NOT predictions of what WILL happen.

They are merely calculations of what probably WOULD happen IF the likely regional swings based upon the Poll Figures being analysed above are applied equally to each constituency.

Email : tallyrifficmaps@hotmail.com

POSSIBLE GAINS

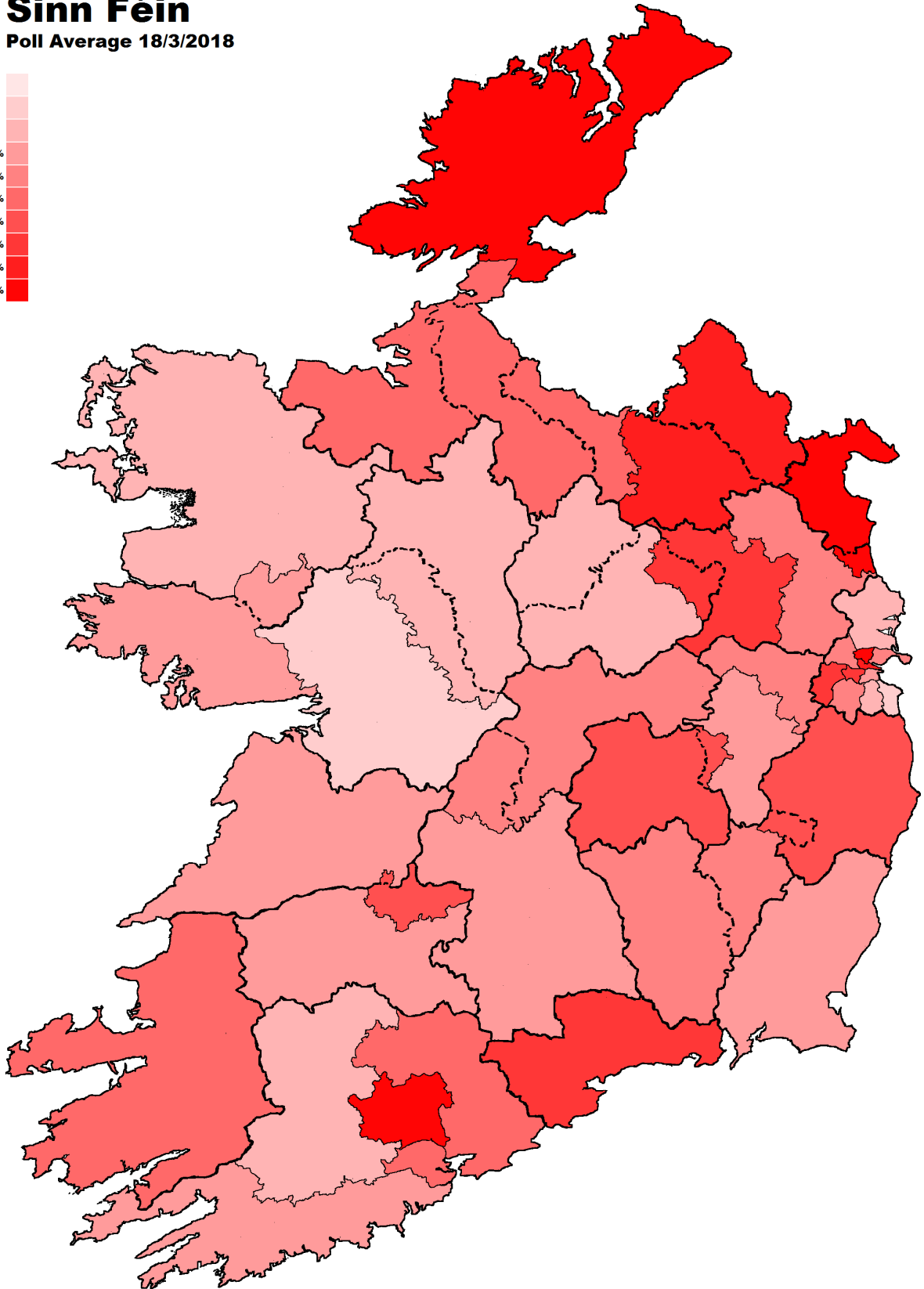
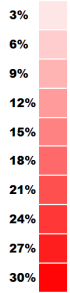
	21st Jan	25th Jan	24th Feb	18th Mar
DUBLIN BAY NORTH	FG	FG	FG	LAB FG
DUBLIN BAY SOUTH	LAB	SF	SF	SF
DUBLIN CENTRAL				FF
DUBLIN FINGAL	FG	FF FG	FF FG	FG
DUBLIN MID WEST	FG	FG	FG	FG
DUBLIN NORTH WEST				FF
DUBLIN RATHDOWN	FG	FG	FG	FF FG
DUBLIN SOUTH CENTRAL	FF	FF	FF	FF
DUBLIN SOUTH WEST	FG	FG	FG	FG
DUBLIN WEST	SF	SF	SF	SF
DUN LAOGHAIRE	FF	FF SF	FF	FF
CARLOW-KILKENNY				
KILDARE NORTH	FG	FG	FG	FG SF
KILDARE SOUTH				
LAOIS				
LONGFORD WESTMEATH	FG	FG SF	FG	FG
LOUTH				
MEATH EAST				SF
MEATH WEST				
OFFALY				
WEXFORD				
WICKLOW	OTH	OTH		
CLARE	FF SF	FF SF	FF SF	FF SF
CORK EAST		FG	FG	
CORK NORTH CENTRAL	FF	FF	FF	SF
CORK NORTH WEST				
CORK SOUTH CENTRAL				
CORK SOUTH WEST	FG	FG	FG	FG
KERRY	FG	FG	FG	FG
LIMERICK CITY	FG	FG	FG	FG
LIMERICK COUNTY				
TIPPERARY	FF FGx2 SF	FF FG SF	FF FG SF	FF FG SF
WATERFORD	FG	FG	FG	FG
CAVAN-MONAGHAN	FG	FG	FG	FG
DONEGAL	SF			
GALWAY EAST		FG	FG	
GALWAY ROSCOMMON	FG	FG	FG	FG
GALWAY WEST	FF SF	SF	FF SF	FF SF
MAYO				
SLIGO LEITRIM	FG	FG		

POSSIBLE LOSSES

	21st Jan	25th Jan	24th Feb	18th Mar
DUBLIN BAY NORTH	LEFT	LEFT	LEFT	OTH OTH
DUBLIN BAY SOUTH	OTH	OTH	OTH	SP
DUBLIN CENTRAL				OTH
DUBLIN FINGAL	LAB	LAB LEFT	LAB LEFT	OTH
DUBLIN MID WEST	LEFT	LEFT	LEFT	SP
DUBLIN NORTH WEST				SP
DUBLIN RATHDOWN	OTH	OTH	OTH	SP OTH
DUBLIN SOUTH CENTRAL	LEFT	LEFT	LEFT	SP
DUBLIN SOUTH WEST	OTH	OTH	OTH	OTH
DUBLIN WEST	LEFT	LEFT	LEFT	SP
DUN LAOGHAIRE	FG	FG LEFT	FG	FG
CARLOW-KILKENNY				
KILDARE NORTH	FF	FF	FF	FF SP
KILDARE SOUTH				
LAOIS				
LONGFORD WESTMEATH	LAB	LAB OTH	LAB	LAB
LOUTH				FG
MEATH EAST				
MEATH WEST				
OFFALY				
WEXFORD				
WICKLOW	FF	FF		
CLARE	FG OTH	FG OTH	FG OTH	FG OTH
CORK EAST		LAB	LAB	
CORK NORTH CENTRAL	LEFT	LEFT	LEFT	SP
CORK NORTH WEST				
CORK SOUTH CENTRAL				
CORK SOUTH WEST	OTH	OTH	OTH	OTH
KERRY	OTH	OTH	OTH	OTH
LIMERICK CITY	LAB	LAB	LAB	LAB
LIMERICK COUNTY				
TIPPERARY	LAB OTH OTHx2	LAB OTH OTH	LAB OTH OTH	LAB OTH OTH
WATERFORD	OTH	OTH	OTH	OTH
CAVAN-MONAGHAN	FF	FF	FF	FF
DONEGAL	OTH			
GALWAY EAST		OTH	OTH	
GALWAY ROSCOMMON	OTH	OTH	OTH	OTH
GALWAY WEST	OTH OTH	OTH	OTH OTH	OTH OTH
MAYO				
SLIGO LEITRIM	FF	FF		

Sinn Féin

Poll Average 18/3/2018



WWW.FACEBOOK.COM/TALLYRIFFIC.MAPS

